



GERMS AND GLITTER!



Use
GLITTER
to teach about
the spread of
GERMS!



©Gretchen Ebright

<https://www.teacherspayteachers.com/Store/Gretchen-Ebright>

This is a fun activity that I have done with my kiddos for many, many years! It is a great way to get across the message that germs are spread from mouth/nose, to hands, to people and objects.

MATERIALS:

- Glitter (the finer the better)
- Kiddos!

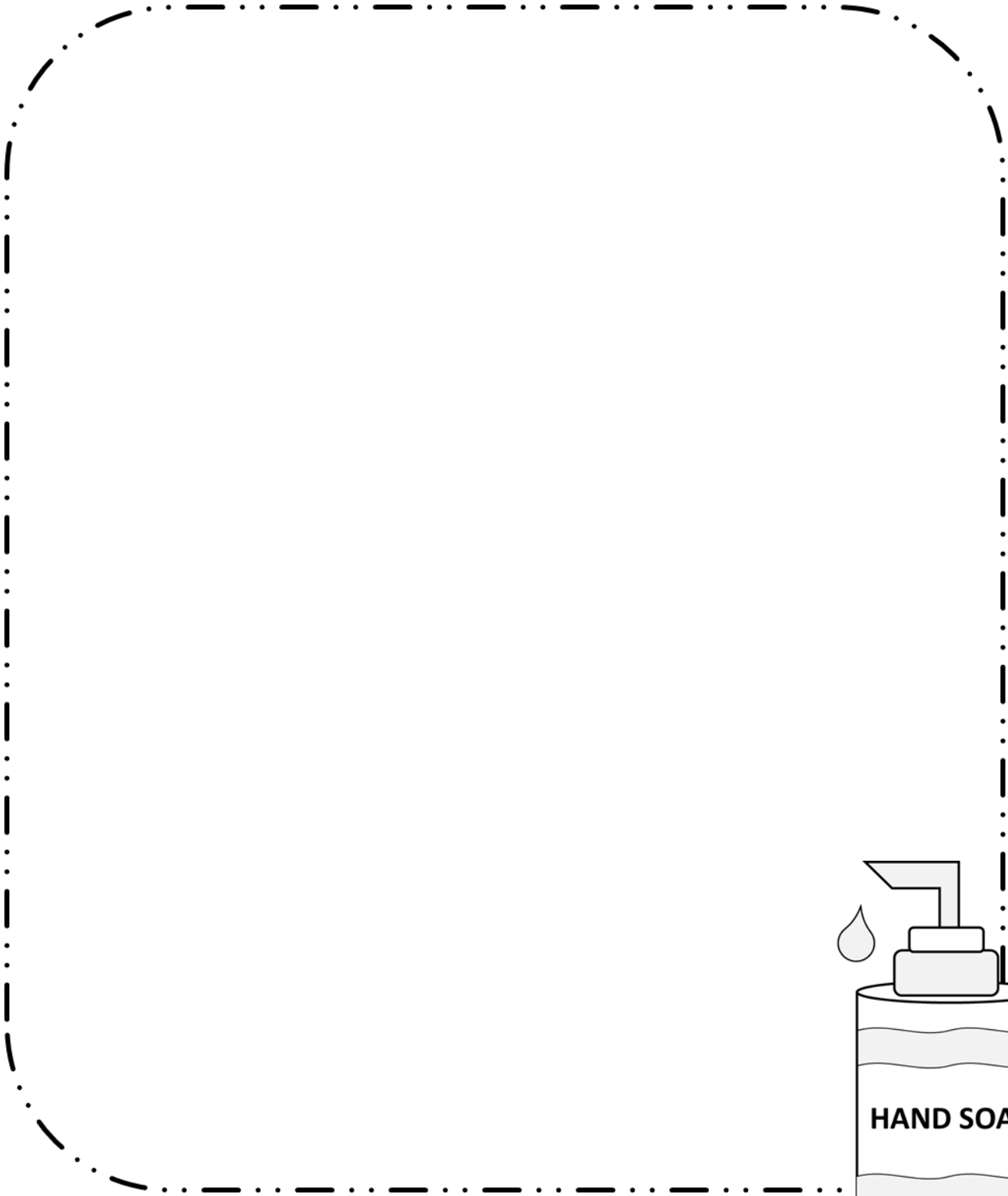
1. Without the kiddos seeing, sprinkle glitter into your hands. This works best if you then clench your fist.
2. Then pretend to have a coughing/sneezing fit, making sure that the kiddos see you coughing and coughing into your hand.
3. After that, start shaking their hands, pat them on the arm, hand someone a book - whatever you can think of to 'spread the germs' that are on your hands.
4. By now they should start to notice what is happening! This is the time to talk about germs and how they are spread in the classroom. Ask someone whose hand YOU shook, to shake a classmate's hand. Point out how your 'germs' have now spread to two people.
5. Ask the children how this could be prevented - directing the conversation to proper hand washing and coughing/sneezing into their sleeve, not the palm of their hand.
6. This is also when I go over the proper hand washing techniques (even though I've done it a million times since day 1!). I demonstrate how to properly wash my hands then choose a student or two to do it also. We sing Twinkle, Twinkle while scrubbing with the soap - tops and bottoms, and I encourage turning off the water with the paper towel.
7. I then follow up with this FREEBIE worksheet on proper hand washing techniques. There are 2 different levels to choose from - one for students to write their response and the other for students to draw their response.

This Is The Way We Wash Our Hands!

This is me washing my hands.



This Is The Way We Wash Our Hands!



You may also like:

Getting To Know You Game and Graphing Activity
 PreK - Grade 2
 Created by Gretchen Ebricht



Great large or small group activity

What did you have for breakfast?
 What is your favorite
 What is your middle name?
 How many people are in your
 What to be you?
 What is your favorite
 What is your favorite dessert?
 What toppings do you like on your pizza?
 What would you do with a million dollars?
 If you could fly like a bird, where would you go?
 If you could have super powers, what would they be?

© Gretchen Ebricht

Birthday Bingo!
 Plus
 Bonus - Birthday Memory Game



Playing Cards: Print and laminate for durability. Cut apart. Pull one card at a time. Describe picture. Players cover that picture on their card if they have it.

40 Bingo Playing Boards - no two the same
 30-piece Birthday Memory Game

ACTIVITY BUNDLE!

© Gretchen Ebricht

Getting To Know You Game and Graphing Activity

Birthday Bingo!
 Plus
 Bonus - Birthday Memory Game

Start a Tradition in your classroom!

40 Bingo Playing Boards - no two the same
 30-piece Birthday Memory Game

© Gretchen Ebricht

2 Favorites In One!

...from Endless Teaching Ideas!



Gretchen Ebricht M.Ed.
Endless Teaching Ideas
Doodle Dog Designs



THANK YOU!

All of the clip art in this packet was created by me!

Any fonts are standard fonts found in PowerPoint 2013.

Please FOLLOW
[Gretchen Ebricht on TpT](#)

for more products and freebies!



Also check out my
[Doodle Dog Designs](#)

for a great selection of

CLIP ART!

Find me on these venues:

TpT: <https://www.teacherspayteachers.com/Store/Gretchen-Ebricht>

Facebook: <https://www.facebook.com/EndlessTeachingIdeas>

Instagram: <http://instagram.com/endlessteachingideas/>

Pinterest: <http://www.pinterest.com/gsb19/>

Please submit any questions or suggestions to: 1219gle@gmail.com

*-Gretchen Ebricht M.Ed.
Endless Teaching Ideas
Doodle Dog Designs*



COPYRIGHT

Purchase and download of this product entitles the purchaser the right to reproduce the pages, in limited quantities, for *single classroom use only*. Multiple User Licenses can be purchased on the website.

Thank you
Gretchen Ebright, M.Ed
Doodle Dog Designs
Endless Teaching Ideas

